

# Quarter Notes and Quarter Rests

Name: \_\_\_\_\_

Music has silences as well as notes. Each type of note has a partner rest that tells us to be silent for the same amount of time.

The quarter rest looks like this



You can draw a quarter rest by making a sideways zig zag  then add a 1/2 circle at the bottom 

Add 1/2 circles to the bottom of these quarter rests





Add zigzags to the top of these quarter rests




Practice counting to 4 and then clapping each of the quarter notes below – say “ta” to each one.

1 2 3 4



Count to 4 then clap and say “ta” for each  and say “rest” for each .

1 2 3 4



1 2 3 4



1 2 3 4



1 2 3 4

