

Half Notes and Half Rests

Name: _____

The half rest looks like an old fashioned top hat



Add tops to the hat brims to make half rests




Add brims under the hat tops to make half rests





Practice counting to 4 and then clapping each of the half notes below – say “ta-ah” to each one.


1 2 3 4



ta-ah ta-ah ta-ah ta-ah ta-ah ta-ah ta-ah ta-ah

Count to 4 then clap and say “ta-ah” for each  and say “re-est” for each .

1 2 3 4



ta-ah re-est ta-ah re-est ta-ah re-est ta-ah re-est

1 2 3 4



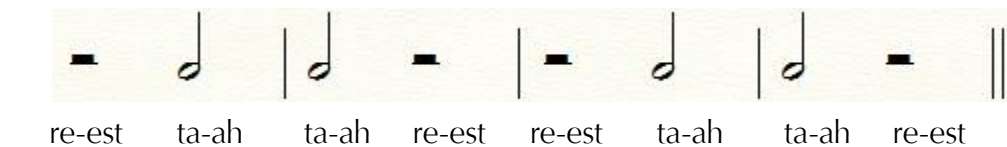
ta-ah ta-ah ta-ah re-est ta-ah ta-ah ta-ah re-est

1 2 3 4



re-est ta-ah re-est ta-ah ta-ah ta-ah ta-ah re-est

1 2 3 4



re-est ta-ah ta-ah re-est re-est ta-ah ta-ah re-est

